

# SHARE THE ROAD

## RULES FOR MOTORISTS

*Using Washington's roads requires care and courtesy whether you are driving a car or riding a bicycle. Washington law requires every driver to respect the rights of others to be on the road. You can do your part by being a safe and courteous driver every time you get behind the wheel. Share The Road.*



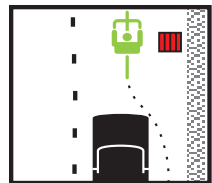
**Bicyclists and motorists in Washington have exactly the same rights and responsibilities.** As a motorist, you should drive carefully around bicyclists. In some areas, bicycling is very popular and you may encounter groups of bicyclists. It is legal for bicyclists in Washington to ride two-abreast [RCW 46.61.770]. However, bicyclists must

show courtesy and not impede other road users. Some of the roads that are popular with bicyclists have curves, blind corners and uphill: be aware that you might suddenly come across a single rider or a group of bicyclists on scenic roads and drive accordingly. Here are some tips to more safely share the road with bicyclists:



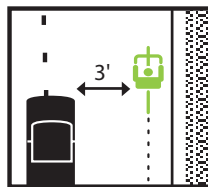
**Reduce your speed when passing bicyclists,** especially if the roadway is narrow.

**Don't blast your horn** when approaching bicyclists – you could startle them and cause an accident.



**Give bicyclists adequate space to maneuver** around such hazards as lowered drain grates, potholes, debris and glass. These might not be a problem for a motor vehicle but are potentially dangerous to bicyclists.


**Pass with at least 3 feet to spare.** Ample space between your vehicle and the bicyclist you are passing creates a zone for the bicyclist that's safe from the effects of a passing car.



**Provide extra passing room** to bicyclists during rain and other bad weather.

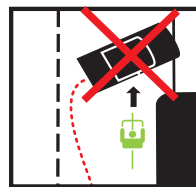


**Wait to pass** if you are uncertain about road or weather conditions.



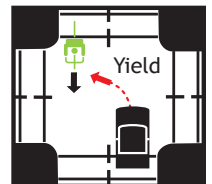
**Do not pass bicyclists if oncoming traffic is near.** Wait as you would with any slow-moving vehicle. It's required by state law [RCW 46.61.125 (1)(d)].

**Check before you move back into your lane.** Some bicyclists may be traveling at 25-30mph. Make sure you provide adequate distance between you and the bicyclists before merging back into your travel lane.





**Don't make a right-turn in front of bicyclists.** Assume bicyclists are traveling straight ahead at intersections unless they have signaled otherwise. If you are making a right-turn, do so only when it is safe to do so. Remember, bicyclists may be traveling faster than you realize.

**Yield on left turns to oncoming bicyclists.** Bicyclists may be traveling faster than you realize. Yield to bike riders as you would any other vehicle.



**Look before you open a car door.** Bicyclists are often hit by unthinking motorists and passengers who open their car doors without looking carefully. Be sure you check for bicyclists before you open your door.

**Allow for the inexperience of children on bicycles.** Extra care is needed when near kids on bikes. Make sure you anticipate the unexpected turn or swerve.



**NOTE:** On roads that are too narrow to permit a bicycle and a car to safely share a lane, bicyclists are permitted to "take the travel lane" which means riding in the center of the travel lane.

*Provided by Washington Department of Licensing and Bicycle Alliance of Washington.*

